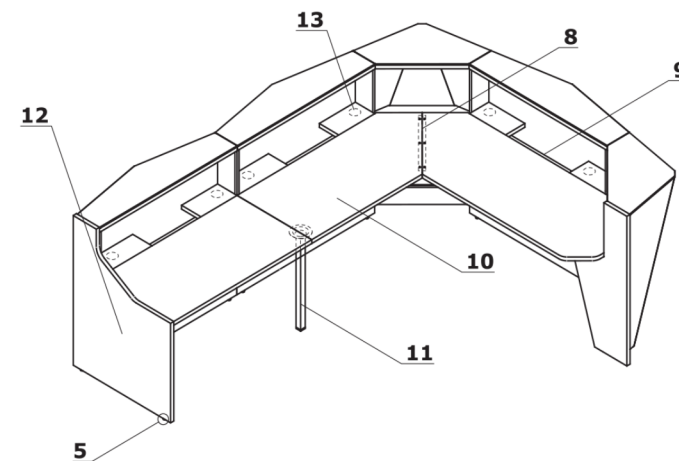
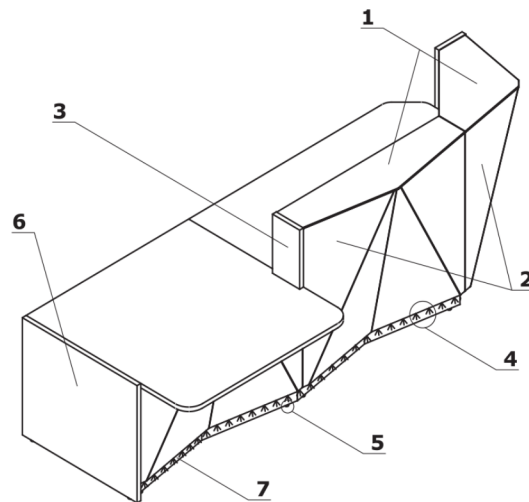
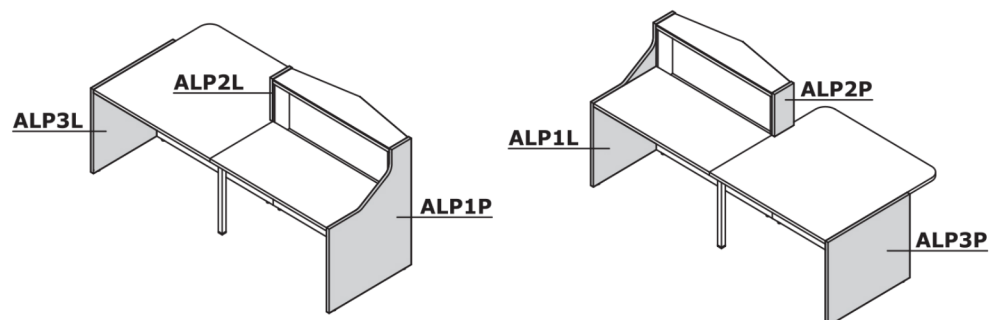


Technical specification

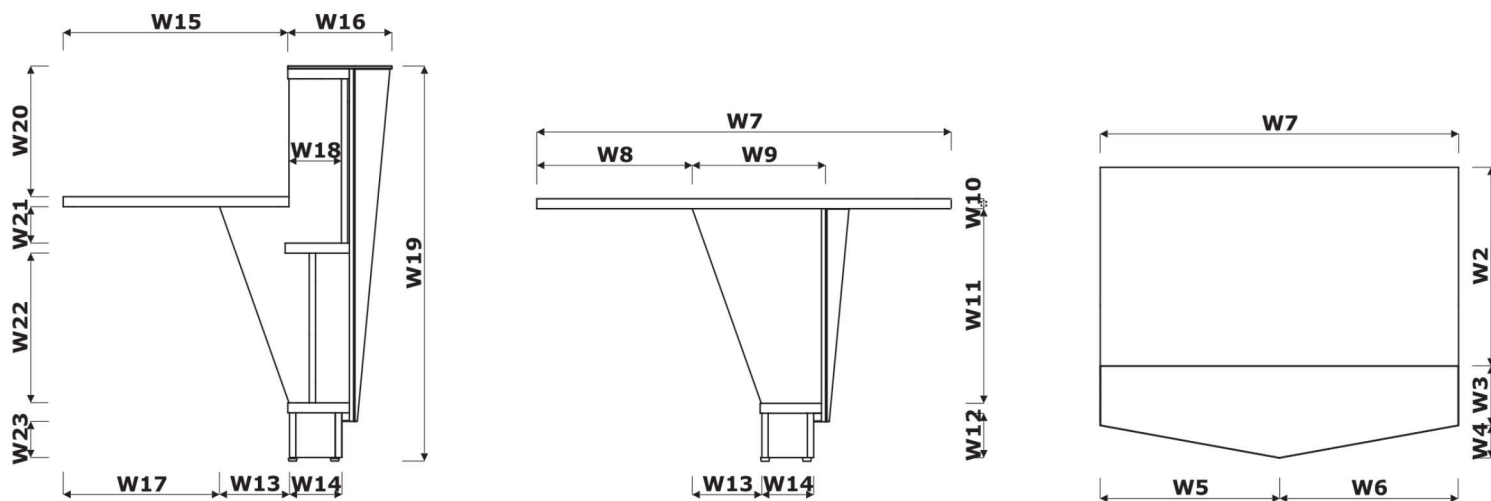
- 1 Top** - MFC 28 mm, tempered glass 8 mm
- 2 Front** - MFC 12 mm + Glass LACOBEL 4 mm
- 3 Side panel linking low and high fronts**
- MFC 28 mm, ABS edge
- 4 LED illumination** - at the full length of the reception desk, cold white color (verging on the blue shade);
- 5 Leveling** - 5 mm range
- 6 Low side panel** - MFC 28 mm, ABS edge
- 7 Kick plate** - HPL - brushed aluminium
- 8 Fixing flat bar**
- 9 Monitor shelf** - MFC 28 mm
- 10 Worktop** - MFC 28 mm, ABS edge, fitted with 2 MFC-caps
- 11 Supporting leg** - NG41 - powder coated steel, required for connecting the tops
- 12 High side panel** - MFC 28 mm, ABS edge
- 13 Cable grommets** - Ø80 mm



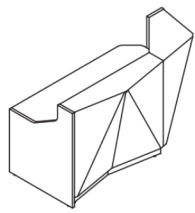
Ending elements application



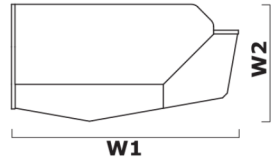
Dimensions



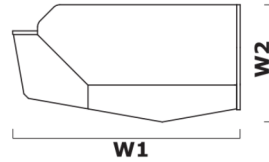
W1 - 1199 mm | W2 - 650 mm | W3 - 194 mm | W4 - 106 mm | W5 - 608 mm | W6 - 608 mm | W7 - 1200 mm | W8 - 448 mm | W9 - 353 mm | W10 - 28 mm | W11 - 549 mm | W12 - 125 mm |
W13 - 199 mm | W14 - 150 mm | W15 - 650 mm | W16 - 300 mm | W17 - 449 mm | W18 - 151 mm | W19 - 1106 mm | W20 - 366 mm | W21 - 102 mm | W22 - 424 mm | W23 - 125 mm |



A

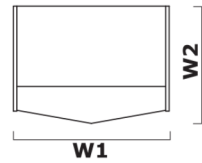
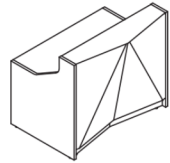


B



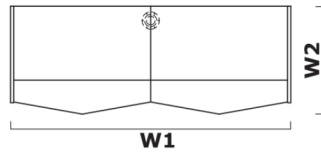
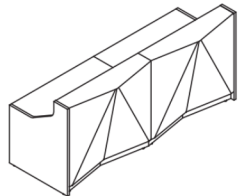
Symbol			Dimensions					kg m3 pcs	Composition elements
A	B		W1	W2	D1	D2	H		
ALP04L	ALP04P		1835	946	2608	838	1100	103 kg 1.047 m3 7 pcs	A - B -

Extra charge						



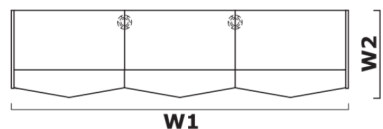
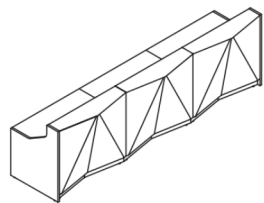
Symbol			Dimensions					kg m3 pcs	Composition elements
			W1	W2	D1	D2	H		
ALP05			1256	946	2608	838	1100	76.5 kg 0.782 m3 5 pcs	

Extra charge						



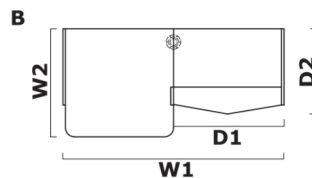
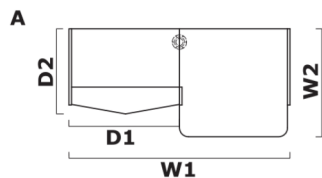
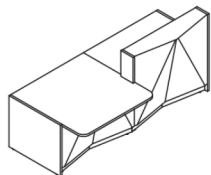
Symbol			Dimensions					kg m3 pcs	Composition elements
			W1	W2	D1	D2	H		
ALP06			2456	946	2608	838	1100	129 kg 1.498 m3 9 pcs	

Extra charge						



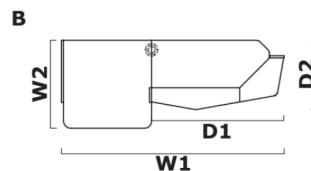
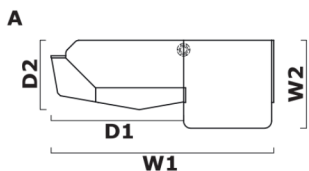
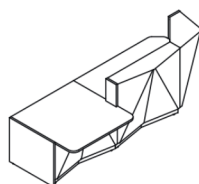
Symbol		Dimensions					kg m3 pcs	Composition elements
		W1	W2	D1	D2	H		
ALP07		3656	946	2608	838	1100	181.5 kg 2.214 m3 13 pcs	

Extra charge					



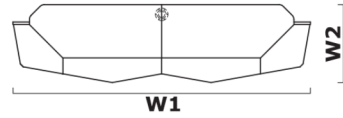
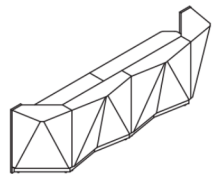
Symbol		Dimensions					kg m3 pcs	Composition elements
A	B	W1	W2	D1	D2	H		
ALP21L	ALP21P	2456	1200	1228	950	1100	136.5 kg 1.273 m3 10 pcs	A - B -

Extra charge					



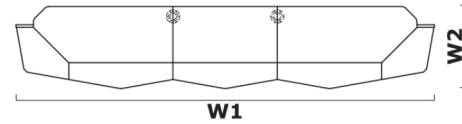
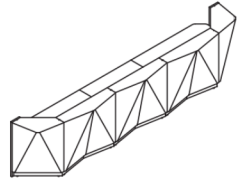
Symbol		Dimensions					kg m3 pcs	Composition elements
A	B	W1	W2	D1	D2	H		
ALP22L	ALP22P	3034	1200	1806	950	1100	163 kg 1.538 m3 12 pcs	A - B -

Extra charge					



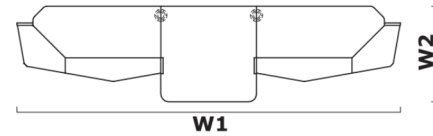
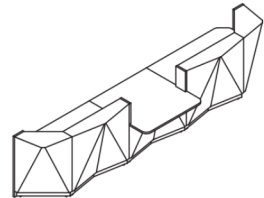
Symbol		Dimensions					kg m3 pcs	Composition elements
		W1	W2	D1	D2	H		
ALP15		3613	946	1806	950	1100	182 kg 2.029 m3 13 pcs	

Extra charge						



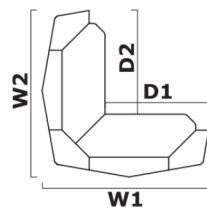
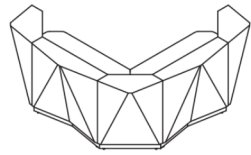
Symbol		Dimensions					kg m3 pcs	Composition elements
		W1	W2	D1	D2	H		
ALP16		4813	946	1806	950	1100	234.5 kg 2.745 m3 17 pcs	

Extra charge						



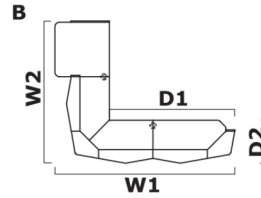
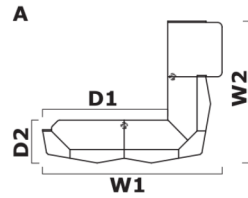
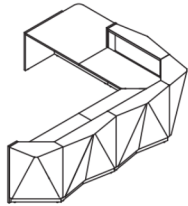
Symbol		Dimensions					kg m3 pcs	Composition elements
		W1	W2	D1	D2	H		
ALP25		4813	1200	1806	950	1100	244.5 kg 2.534 m3 19 pcs	

Extra charge						



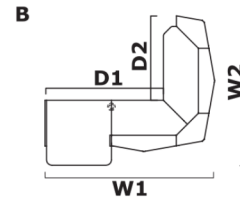
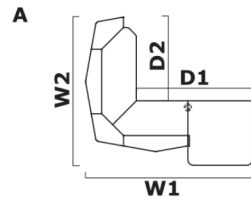
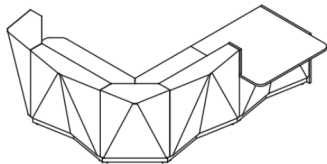
Symbol		Dimensions					kg m3 pcs	Composition elements
		W1	W2	D1	D2	H		
ALP14		2514	2514	1568	1568	1100	210.5 kg 2.307 m3 14 pcs	

Extra charge					



Symbol		Dimensions					kg m3 pcs	Composition elements
A	B	W1	W2	D1	D2	H		
ALP24L	ALP24P	3967	3135	2768	950	1100	299.5 kg 3.248 m3 21 pcs	A - B -

Extra charge					



Symbol		Dimensions					kg m3 pcs	Composition elements
A	B	W1	W2	D1	D2	H		
ALP23L	ALP23P	3135	2767	2189	1568	1100	245.5 kg 2.532 m3 17 pcs	A - B -

Extra charge					

		A					B		
Symbol		Dimensions					kg m3 pcs	Composition elements	
A	B	W1	W2	D1	D2	H			
ALP17L	ALP17P	3135	2514	2189	1568	1100	238 kg 2.757 m3 16 pcs	A - B -	

Extra charge					

		A					B		
Symbol		Dimensions					kg m3 pcs	Composition elements	
A	B	W1	W2	D1	D2	H			
ALP26L	ALP26P	4335	2767	3390	1568	1100	298 kg 3.248 m3 21 pcs	A - B -	

Extra charge					

		A					B		
Symbol		Dimensions					kg m3 pcs	Composition elements	
A	B	W1	W2	D1	D2	H			
ALP27L	ALP27P	4069	3135	1922	2189	1100	382 kg 4.242 m3 26 pcs	A - B -	

Extra charge					

